

# STEEL OR ALUMINUM CROSSOVER LADDERS



**Standard Crossover**

Step over conveyors and other obstacles with safety and comfort. Our durable Crossover Ladders are made with slip resistant, self-cleaning bar grating. Crossover platforms are available in a wide variety of sizes. Custom size crossovers, as well as stainless steel finish crossovers are available upon request. Standard Crossovers are priced below with choice of grated tread step or diamond plate step tread (solid surface). Space-Saver Crossovers are priced below with grated tread step. Shipped K.D. F.O.B. PA

**Features:**

- 24" stair width
- 42" high handrails
- 4" high toeplate on Standard Crossover
- 6" high toeplate on Space-Saver Crossover
- 500 lbs. capacity
- Slip resistant
- Self-cleaning
- Bar Grating for maximum safety
- Shipped knocked-down
- Also available in Stainless Steel (Call for pricing.)
- **Meets or exceeds OSHA Standards**



**Space-Saver Crossover**

**STANDARD CROSSOVERS / GRATED STEP TREAD - Choose STEEL (PRIME GRAY FINISH) or ALUMINUM (MILL FINISH)**

ALUMINUM		STEEL				ALUMINUM		STEEL		ALUMINUM		STEEL	
Model Number	Model Number	# of Steps	Clearance Ht.	Clearance Span	Base Length	Platform Ht.	Weight	Weight	Price	Price			
BN-BE3001	BN-BB3001	3	31"	24"	78"	32"	120 lbs.	325 lbs.	\$1,704.80	\$1,580.25			
BN-BE3002	BN-BB3002	4	39"	24"	91"	40"	135 lbs.	370 lbs.	\$1,826.50	\$1,672.06			
BN-BE3003	BN-BB3003	5	47"	24"	104"	48"	155 lbs.	415 lbs.	\$1,987.97	\$1,802.14			
BN-BE3004	BN-BB3004	6	55"	24"	130"	56"	170 lbs.	460 lbs.	\$2,140.11	\$1,937.24			
BN-BE3005	BN-BB3005	3	31"	36"	90"	32"	135 lbs.	355 lbs.	\$2,104.37	\$1,821.38			
BN-BE3006	BN-BB3006	4	39"	36"	103"	40"	150 lbs.	405 lbs.	\$2,121.12	\$1,916.33			
BN-BE3007	BN-BB3007	5	47"	36"	116"	48"	170 lbs.	450 lbs.	\$2,342.61	\$2,047.25			
BN-BE3008	BN-BB3008	6	55"	36"	130"	56"	185 lbs.	495 lbs.	\$2,476.10	\$2,187.59			

**STANDARD CROSSOVERS / DIAMOND PLATE STEP TREAD - Choose STEEL (PRIME GRAY FINISH) or ALUMINUM (MILL FINISH)**

ALUMINUM		STEEL				ALUMINUM		STEEL		ALUMINUM		STEEL	
Model Number	Model Number	# of Steps	Clearance Ht.	Clearance Span	Base Length	Platform Ht.	Weight	Weight	Price	Price			
BN-BE3001D	BN-BB3001D	3	31"	24"	78"	32"	145 lbs.	338 lbs.	\$1,857.06	\$1,527.75			
BN-BE3002D	BN-BB3002D	4	39"	24"	91"	40"	165 lbs.	385 lbs.	\$2,005.72	\$1,562.89			
BN-BE3003D	BN-BB3003D	5	47"	24"	104"	48"	190 lbs.	432 lbs.	\$2,234.06	\$1,647.59			
BN-BE3004D	BN-BB3004D	6	55"	24"	130"	56"	210 lbs.	479 lbs.	\$2,421.73	\$1,764.49			
BN-BE3005D	BN-BB3005D	3	31"	36"	90"	32"	163 lbs.	370 lbs.	\$2,040.00	\$1,700.08			
BN-BE3006D	BN-BB3006D	4	39"	36"	103"	40"	183 lbs.	422 lbs.	\$2,117.99	\$1,911.72			
BN-BE3007D	BN-BB3007D	5	47"	36"	116"	48"	208 lbs.	469 lbs.	\$2,484.75	\$2,043.27			
BN-BE3008D	BN-BB3008D	6	55"	36"	130"	56"	228 lbs.	516 lbs.	\$2,692.05	\$2,177.55			

**SPACE-SAVER CROSSOVERS / GRATED STEP TREAD - Choose STEEL (PRIME GRAY FINISH) or ALUMINUM (MILL FINISH)**

ALUMINUM		STEEL				ALUMINUM		STEEL		ALUMINUM		STEEL	
Model No.	Model No.	# of Steps	Clearance Height	Railing Height	Clearance Span	Overall Length	Platform Height	Stair Width	Weight	Weight	Price	Price	Price
BN-BE3101	BN-BB3101	3	31"	42"	24"	53"	32"	24"	104 lbs.	290 lbs.	\$1,472.67	\$1,444.51	
BN-BE3102	BN-BB3102	4	39"	42"	24"	59"	40"	24"	115 lbs.	320 lbs.	\$1,540.98	\$1,567.59	
BN-BE3103	BN-BB3103	5	47"	42"	24"	65"	48"	24"	125 lbs.	350 lbs.	\$1,710.28	\$1,668.50	
BN-BE3104	BN-BB3104	6	55"	42"	24"	71"	56"	24"	135 lbs.	380 lbs.	\$1,859.33	\$1,700.50	
BN-BE3105	BN-BB3105	3	31"	42"	36"	65"	32"	24"	125 lbs.	325 lbs.	\$1,672.41	\$1,717.86	
BN-BE3106	BN-BB3106	4	39"	42"	36"	71"	40"	24"	135 lbs.	355 lbs.	\$1,810.68	\$1,846.47	
BN-BE3107	BN-BB3107	5	47"	42"	36"	77"	48"	24"	145 lbs.	385 lbs.	\$1,907.02	\$1,952.51	
BN-BE3108	BN-BB3108	6	55"	42"	36"	83"	56"	24"	155 lbs.	415 lbs.	\$2,047.76	\$2,079.25	

Prices Shown are Subject to Change due to volatility within raw materials markets. Please call to confirm current pricing.

**CALL US OR SHOP ONLINE FOR MORE LADDERS INCLUDING...**



12-in-1 Ladder



Work & Service Platforms



Safety Ladders



Fiberglass Extra Heavy Duty Ladders



Tilt-N-Roll Ladders



Roll-N-Fold Ladders

# MOBILE SAFETY LADDERS WITH REDUCED CLIMBING ANGLE


• Safest • Easiest to Use • Powder Coated Finish • Available in 4 Colors

## Easy Climbing Ladders


- 50 Degree climbing angle permits forward descent to comply with ANSI standards
- 3 to 15 step standing heights up to 12 1/2'
- Two tread types, three widths
- 350 lb. load capacity rating and rugged all steel construction meets or exceeds OSHA 1910.29 and ANSI A14.7 standards
- 1200 Series 3 to 8 step ship set-up. Eliminates on-site assembly
- 1700 Series 9 to 15 step ship packaged in welded sub-assemblies
- 3 and 4 step are equipped with retractable 2" spring loaded caster system
- 5 step and above use 4" diameter safe-lock caster system
- Standard 12" deep top platform
- Standard gray powder coated color. No charge options are yellow, beige, dark brown and orange



## FEATURES:



**STANDARD A1 EXPANDED METAL STEPS**  
Durable and self-cleaning.



**A3 GRIP STRUT OPTIONAL**  
Heavy duty, most rugged self-cleaning step available.



## SAFE LOCK

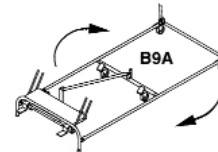
Standard on 5 to 15 step ladders, optional on some 4 step models.

## OPTIONS

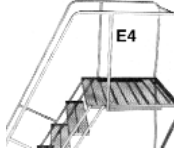
### OPTION CT-B6A: SIX WHEEL SAFE-LOCK FOR LARGER LADDERS.

This safe-lock system adds rear mounted swivel casters to allow easy movement around corners. Available on 6 to 15 step models... please call for pricing.

Increases Ladder Maneuverability – Turns Corners Easily.



### 24" DEEP PLATFORM INCREASES STANDING ROOM ON TOP STEP.



**SERIES 1200**  
A1 TREAD... \$118.69  
A3 TREAD... \$138.71

**SERIES 1700**  
A1 TREAD... \$200.20  
A3 TREAD... \$231.66

Description: No. of Steps Including Top Platform	Platform Height	Overall Height	18" Wide At Top					26" Wide At Top					32" Wide At Top				
			Model No.	Base W" x L"	A1 Tread	A3 Tread	Shpg. Wt.	Model No.	Base W" x L"	A1 Tread	A3 Tread	Shpg. Wt.	Model No.	Base W" x L"	A1 Tread	A3 Tread	Shpg. Wt.
3 No Rails	30"	30"	CT-1203N1820	20x32	\$199.06	\$239.38	37	CT-1203N2630	30x32	\$212.78	\$256.54	44	—	—	—	—	—
3 Handrails	30"	60"	CT-1203R1820	20x32	\$213.64	\$258.26	44	CT-1203R2630	30x32	\$236.81	\$285.71	50	—	—	—	—	—
4 No Handrails	40"	40"	CT-1204N1820	20x40	\$224.80	\$270.27	47	CT-1204N2630	30x40	\$250.54	\$301.16	56	CT-1204N3232	32x40	\$329.47	\$396.40	68
4 Handrails	40"	70"	CT-1204R1820	20x40	\$250.54	\$301.16	54	CT-1204R2630	30x40	\$275.42	\$331.19	62	CT-1204R3232	32x40	\$323.47	\$477.05	76
5 Handrails	50"	80"	CT-1205R1820	20x51	\$329.47	\$396.40	75	CT-1205R2630	30x46	\$381.81	\$457.31	91	CT-1205R3232	32x51	\$447.88	\$536.25	96
6 Handrails	60"	90"	CT-1206R1824	24x60	\$422.14	\$501.93	104	CT-1206R2630	30x60	\$469.33	\$561.99	120	CT-1206R3232	32x60	\$585.16	\$699.27	139
7 Handrails	70"	100"	CT-1207R1824	24x69	\$449.59	\$540.54	122	CT-1207R2630	30x69	\$505.36	\$604.03	139	CT-1207R3232	32x69	\$634.92	\$762.76	160
8 Handrails	80"	110"	CT-1208R1824	24x76	\$573.14	\$687.26	135	CT-1208R2632	30x78	\$655.51	\$785.93	156	CT-1208R3232	32x78	\$742.17	\$888.89	180
9 Handrails	90"	120"	—	—	—	—	—	CT-1709R2632	32x88	\$749.89	\$895.75	178	CT-1709R3232	32x88	\$836.55	\$1,004.72	205
10 Handrails	100"	130"	—	—	—	—	—	CT-1710R2632	32x97	\$817.67	\$984.13	191	CT-1710R3232	32x97	\$915.49	\$1,099.10	222
11 Handrails	110"	140"	—	—	—	—	—	CT-1711R2632	32x106	\$838.27	\$1,006.43	204	CT-1711R3232	32x106	\$972.97	\$1,166.88	238
12 Guardrails	120"	162"	—	—	—	—	—	CT-1712R2632	32x116	\$942.94	\$1,129.99	236	CT-1712R3232	32x116	\$1,067.35	\$1,280.99	271
13 Guardrails	130"	172"	—	—	—	—	—	CT-1713R2642	44x125	\$1,256.97	\$1,507.51	526	CT-1713R3242	44x125	\$1,424.28	\$1,705.70	580
14 Guardrails	140"	182"	—	—	—	—	—	CT-1714R2642	44x134	\$1,256.97	\$1,507.51	571	CT-1714R3242	44x134	\$1,424.28	\$1,705.70	626
15 Guardrails	150"	192"	—	—	—	—	—	CT-1715R2642	44x143	\$1,333.33	\$1,600.17	631	CT-1715R3242	44x143	\$1,583.87	\$1,901.33	686

Note: 13 thru 15 step ladders (and 10, 11 & 12 step with deep platform only) are crated to protect against freight damage.

**Prices Shown are Subject to Change** due to volatility within raw materials markets. Please call to confirm current pricing.



4 Step Model CT-1204R2630E4A3



8 Step Model CT-1208R2632A1



3 Step Model CT-1203N1820A1

## Standard Colors:

- Grey
- Yellow
- Beige
- Orange
- Dark Brown

# ALUMINUM STOCK PICKER LADDER TRUCKS

• Safety Engineered • Lightweight • Top Quality • Rugged, Aluminum Construction • Standard & Modified Designs

## MODEL RW-S-3-1 TWO-SHELF STOCK PICKER

Lightweight, two-shelf truck with 5-inch casters, standard 3-step Ladder and Step-Lock.

## MODEL RW-S-4-1 THREE-SHELF STOCK PICKER

Lightweight, three-shelf stock picker featuring Step-Lock, rubber tired, non-marking wheels and three-step ladder.

## MODEL RW-S-3-1LD LOWER DECK STOCK PICKER

Same as Model S-3-1 except top shelf is longer and 9 inches lower. Optional 6-inch shelf extension available.

## MODEL RW-DT-1 DEEP TRAY STOCK PICKER

Same as S-3-1 except top shelf is an 8 1/4-inch deep tray ideal for handling small items.

## MODEL RW-SH-6-WM-1

Standard Hi-Shelf Stock Picker with wide top step, sand-coated step surfaces and safety Step Lock. Provides user reach of over 11 feet.

**MODEL RW-SH-6-WM** (not shown)  
Same as SH-6-WM-1 without Step Lock.

## MODEL RW-SH-6

Same as SH-6-WM-1 except has standard non-sanded step tread, narrower top step and no Step Lock.

## EXTENDED LADDER STOCK PICKER MODEL RW-S-5-1

High-reach ladder combined with standard truck puts eye level at about nine feet, with reach at ten to eleven feet. Safety rails and non-slip ladder with Step-Lock allow stable high-stack order filling yet unit is compact and maneuverable.

## MODEL RW-S-5-1-2

Similar to S-5-1 without center shelf. Reinforced gussets at ladder end.

## HEAVY DUTY STOCK PICKER MODEL RW-S-6

Three-shelf, heavy duty truck for stock picking and maintenance. Extended 5-step ladder with safety rails puts eye level about nine feet. Shelves are larger than Model S-5-1 for more carrying space. Shelf flanges up for containing tools or parts. (May be ordered down.)

## MODEL RW-SH-5-TR

High platform deck Stock Picker has railed 30-by-36-inch platform for secure work at an eye-level height of nine feet or more. Ample bottom shelf holds objects to 37 inches in height. Center shelf may be ordered as optional.

## MODEL RW-SH-6-TR

High 30-by-48-inch working platform with handrail puts user eye-level height at 10 1/2 feet with reach to 12 1/2 feet or more. Long shelves have vertical clearance for objects to 28 3/4 inches high.

## MODEL RW-S-7

Has the strength and height of the Hi-Level ladder plus the utility of a 3-shelf Stock Picker.

## MODEL RW-S-7-2

Similar to S-7 without center shelf. Reinforcing gussets at ladder end. Clearance between shelves is over 28 inches.

## MODEL RW-AL-1 - Safety Engineered

The spring-loaded 9-step ladder with Step Lock is equipped with extra-strength extruded steps, IPS pipe ladder frame and safety handrails. Other features that reduce impact, noise and wear include: rubber ladder stops, Delrin ladder guide sleeves, and rubber ladder feet. Casters have ball-bearing swivels, wheels with non-marking rubber tires and shimmy dampeners.

## MODEL RW-AL-1

Hi-Ladder, adjustable work tray plus low ballast tank make high jobs easier and safer.

## RW-AL-1 Folds to clear doorways

Hi-Ladder AL-1 clears standard doorways with hinged top section folded. Top section locks in upright position with safety spring latch, secured with quick-release wing-nuts and studs.



**MODEL RW-AL-1  
FOLDED HINGED  
TOP DOWN**




**MODEL RW-S-3-1**



**MODEL RW-S-4-1**



**MODEL RW-SH-5-TR**



**Slide out vertical conveyor dump cart**  
unloads picked items directly into conveyor chute from mezzanine area.



**MODEL RW-S-3-1LD**



**MODEL RW-DT-1**

**CALL or SHOP ONLINE for  
Specifications & Pricing  
on Any Ladder Truck  
Shown on This Page.**



**MODEL RW-S-5**



**HEAVY DUTY  
STOCK PICKER  
MODEL RW-S-6**



**MODEL RW-SH-6-WM-1**



**RW-AL-1 ONE WITH  
HINGED TOP SET-UP**



**EXTENDED LADDER  
STOCK PICKER  
MODEL RW-S-5-1**



**MODEL RW-SH-6-TR**

## RW-AL-1 DISMANTLES FOR SHIPPING

The AL-1 is dismantled and shipped in two compact cartons, reducing shipping costs.

## RW-AL-1 EASILY REACHES TO 15 FEET

The AL-1 Hi-Ladder truck provides a stable, maneuverable work platform for maintenance or stock picking in normally out-of-reach areas. Top step height is over 8 feet which puts user eye level at 13 feet with a reach to 15 feet or more. Handy adjustable work tray extends to over 11 feet...put it where it's needed for high-rack stock work, painting, wiring, ceiling work, window washing, etc.

## CALL FOR OPTIONAL BALLAST TANK TO ADD STABILITY TO ANY LADDER ON THIS PAGE

The ballast tank holds 170 pounds of water to give added stability. The low center of gravity of the ballast tank combined with Step Lock, provides a rigid work platform.

# TT SAFETY STEP-STANDS – SERIES SS

## Safety Step-Stands Feature:

- The highest weight capacities.
- Non-skid, self-draining steps.
- Fitted grommets to reduce slippage.
- Lightweight & nestable (w/o handrail).
- Resistant to UV, saltwater, chemicals, & corrosives.

## Models available:


- Half-Step
- 1-Step
- 2-Step
- 2-Step Wide (80% larger platform)
- 3-Step (also available with a handrail)
- 4-Step with handrail.

No assembly required.

## Colors available:

- White (add **-wh** to end of part number)
- Red (add **-red** to end of part number)
- Yellow (add **-yel** to end of part number)
- Blue (add **-blu** to end of part number)
- Black (add **-blk** to end of part number)
- Gray (add **-gry** to end of part number)

Please specify color when ordering.



Model Number	Description & Platform Size (W x D)	O.D. (W x D x H)	Capacity	Unit Weight	Price
UF-SS1-HS	Half-Step (20" x 14")	25" x 19" x 4"	300 lbs.	6 lbs.	<b>\$35.21</b>
UF-SS1	1-Step (18" x 12")	22" x 17" x 12"	300 lbs.	8 lbs.	<b>\$55.74</b>
UF-SS2	2-Step (17" x 11")	27" x 24" x 20"	300 lbs.	18 lbs.	<b>\$92.91</b>
UF-SS2W	2-Step Wide (17" x 20")	33" x 27" x 21"	300 lbs.	25 lbs.	<b>\$117.36</b>
UF-SS3	3-Step (17" x 12")	37" x 24" x 31"	300 lbs.	28 lbs.	<b>\$136.92</b>
UF-SS3-HR	3-Step w/handrail (20" x 13")	37" x 26" x 29" (HR ht.= 64")	300 lbs.	50 lbs.	<b>\$185.89</b>
UF-SS4-HR	4-Step w/handrail (17" x 12")	46" x 28" x 40" (HR ht.= 75")	300 lbs.	70 lbs.	<b>\$244.52</b>

1 week lead time. F.O.B. NY.

# TT ADD-A-LEVEL – ALL-PLASTIC WORK PLATFORMS



- Build Out Horizontally, Or Up Vertically
- Easy, No-Tool Installation
- Chemical-Resistant Plastic Components

U.S. Patent No. 5.683.004

Add-A-Level modular, stackable, 2<sup>5</sup>/<sub>8</sub>" thick work platforms create the perfect working height for your operations. They are easily assembled without tools and can be placed horizontally to fill a floor, or stacked vertically to give your employees a lift! Because they are made from heavy-duty molded plastic components, they are a perfect fit in the harshest manufacturing or industrial environments.

Add our 1/2" or 7/8" thick comfort matting and you'll see an instant payoff in fewer fatigue-related injuries along with dramatically increased productivity. Add-A-Level™ also makes an ideal decontamination platform because it allows water and chemical contaminants to flow through.

## ADD-A-LEVEL – 2<sup>5</sup>/<sub>8</sub>" THICK PLATFORMS — SPECIFICATIONS & PRICING

Size	Model Number	Description	Weight	Price / Ea.
36" x 16"	SU-A3616B	36" x 16" Base Unit	9 lbs.	<b>\$30.48</b>
36" x 16"	SU-A3616A	36" x 16" Add-On Unit	9 lbs.	<b>\$30.48</b>
66" x 16"	SU-A6616B	66" x 16" Base Unit	16 lbs.	<b>\$54.10</b>
66" x 16"	SU-A6616A	66" x 16" Add-On Unit	16 lbs.	<b>\$54.10</b>
96" x 16"	SU-A9616B	96" x 16" Base Unit	21 lbs.	<b>\$70.96</b>
96" x 16"	SU-A9616A	96" x 16" Add-On Unit	21 lbs.	<b>\$70.96</b>
36" x 24"	SU-A3624B	36" x 24" Base Unit	12 lbs.	<b>\$38.38</b>
36" x 24"	SU-A3624A	36" x 24" Add-On Unit	12 lbs.	<b>\$38.38</b>
48" x 24"	SU-A4824B	48" x 24" Base Unit	12 lbs.	<b>\$64.69</b>
48" x 24"	SU-A4824A	48" x 24" Add-On Unit	12 lbs.	<b>\$64.69</b>
66" x 24"	SU-A6624B	66" x 24" Base Unit	19 lbs.	<b>\$71.30</b>
66" x 24"	SU-A6624A	66" x 24" Add-On Unit	19 lbs.	<b>\$71.30</b>
96" x 24"	SU-A9624B	96" x 24" Base Unit	30 lbs.	<b>\$82.81</b>
96" x 24"	SU-A9624A	96" x 24" Add-On Unit	30 lbs.	<b>\$82.81</b>
66" x 36"	SU-A6636B	66" x 36" Base Unit	31 lbs.	<b>\$109.79</b>
66" x 36"	SU-A6636A	66" x 36" Add-On Unit	31 lbs.	<b>\$109.79</b>
96" x 36"	SU-A9636B	96" x 36" Base Unit	44 lbs.	<b>\$106.95</b>
96" x 36"	SU-A9636A	96" x 36" Add-On Unit	44 lbs.	<b>\$106.95</b>



## ACCESSORIES

**SU-CA2002** Stacker for vertical stacking... **\$2.14**

**SU-RC3000** Poly-Clip for horizontal connections... **\$4.17**

**SU-RF2011** Rubber foot (included in base units)... **\$1.80**

**SU-MPL004** Mat Plug Lock... **\$4.39**

Please see the Matting Section of this catalog for mats or call us for pricing.