

GARMENT CONVEYOR RAIL SYSTEMS & COMPONENTS

Call us, E-Mail us, or Shop Online for Garment Rail System Components spec sheets & pricing.

Shown are some of the many rail components available from Ted Thorsen LLC. Please contact us to request specification sheets and pricing for our garment rail systems and components.



3-Way Brace Clamps



4-Way Cross Clamps



Rail Supports



Pendants, Trolleys & Flanges



Double or Single Arm Brackets



Wall Brackets



Tubing & Inserts



Rail End Stops

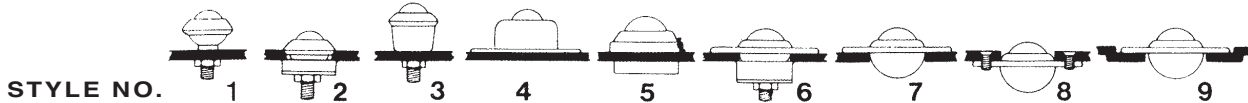


Rail Accessories



POPULAR BALL TRANSFERS

• Bolt Mounting • Flange Mounting • Low Profile • Metrics Also Available • Other Choices Available (Call)



THREADED STUDS



SBT-1 - Style #3
1 3/4" diameter x 1 5/8" height
Available in 3 thread sizes:
• 1/4 - 20 • 5/16 - 18 • 3/8 - 16

Sealed & Lubricated Stud Type Ball Transfers
1" diameter main ball rotates on 80 - 1/8 inch diameter support balls. Hardened ball cup and sealed protective cover.

Model Number	Ball Material	Housing Material	Load Capacity	Qty. 1-24 Price Ea.
HD-SBT-1CS	Carbon Steel	Carbon Steel	75 lbs.	See Below
HD-NSBT-1CS	Nylon	Carbon Steel	35 lbs.	CALL
HD-SBT-1CS/SS	Stainless	Carbon Steel	75 lbs.	CALL
HD-SBT-1SS	Stainless	Stainless	75 lbs.	CALL

(Mtg. Cup & Screw are Carbon Steel)
Stud - Price /Ea. 1/4" \$5.26 5/16" \$5.29 3/8" \$5.33

FLANGE MOUNT



BT-1 - Style #4
2" x 2 3/4" base x 1 1/8" height
2 - 7/32" Mtg. Holes
Sealed & Lubricated Flange Mount Ball Transfers

Two hole, Flange Mounted Ball Transfer, 1" diameter main ball rotates on 80 - 1/8" diameter support balls. Hardened ball cup and sealed protective cover.

Model Number	Ball Material	Housing Material	Load Capacity	Qty. 1-24 Price Ea.
HD-BT-1CS	Carbon Steel	Carbon Steel	75 lbs.	\$4.22
HD-NBT-1CS	Nylon	Carbon Steel	35 lbs.	CALL
HD-BT-1CS/SS	Stainless	Carbon Steel	75 lbs.	CALL
HD-BT-1SS	Stainless	Stainless	75 lbs.	CALL



BT-1 1/2 - Style #4
3" x 3" base x 1 13/16" height
4 - 9/32" Mtg. Holes
Sealed & Lubricated Heavy Duty Ball Transfers

The 1 1/2" diameter main ball rotates on 90 - 3/16" diameter support balls. Hardened ball cup and sealed cover assures low torque & long life.

Model Number	Ball Material	Housing Material	Load Capacity	Qty. 1-24 Price Ea.
HD-BT-1 1/2 CS	Carbon Steel	Carbon Steel	250 lbs.	\$12.33
HD-NBT-1 1/2 CS	Nylon	Carbon Steel	125 lbs.	CALL
HD-BT-1 1/2 CS/SS	Stainless	Carbon Steel	250 lbs.	CALL
HD-BT-1 1/2 SS	Stainless	Stainless	250 lbs.	CALL

LOW PROFILE



LPBT-1 - Style #7
2 3/16" x 2 1/8" base
2 - 7/32" Mtg. Holes
Low Profile Ball Transfer For applications where height is critical.

Model Number	Ball Material	Housing Material	Load Capacity	Qty. 1-24 Price Ea.
HD-LPBT-1CS	Carbon Steel	Carbon Steel	75 lbs.	\$5.66
HD-NLPBT-1CS	Nylon	Carbon Steel	35 lbs.	CALL
HD-LPBT-1CS/SS	Stainless	Carbon Steel	75 lbs.	CALL
HD-LPBT-1SS	Stainless	Stainless	75 lbs.	CALL

(Mtg. Cup & Screw are Carbon Steel)



FSBT - 5/8 • FSBT 1 • FSBT 1 1/2
5/8" • 1" • 1 1/2" diameter main balls rotate on support balls.
Style #8 / 7

Model Number	Ball Material	Housing Material	Load Capacity	Qty. 1-24 Price Ea.
HD-FSBT-1CS	Carbon Steel	Carbon Steel	75 lbs.	\$4.90
HD-NFSBT-1CS	Nylon	Carbon Steel	40 lbs.	CALL
HD-FSBT-1CS/SS	Stainless	Carbon Steel	75 lbs.	CALL

Prices: 20 lb. 5/8" Ball \$3.05 Model # HD-FSBT-5/8CS
75 lb. 1" Ball \$4.90 Model # HD-FSBT-1CS
200 lb. 1 1/2" Ball . . . \$15.07 Model # HD-FSBT-1 1/2CS

Call for quantity discounts and other available styles.

GRAVITY ROLLER CONVEYORS – MEDIUM DUTY

Gravity Roller Conveyor is ideal for conveying loads that have firm flat bottoms such as: cartons, totes, skids, firm bags, drums, etc. Many conveyor sizes and configurations are available. Please consult a Ted Thorsen specialist to select the appropriate conveyor for your application.

Medium Duty Roller Conveyor - Model KG

Frame: 1³/₈" x 3¹/₂" x 1³/₈" x 11 Ga. with end plate couplers

Tube: 1.9" Dia. x 16 Ga. galvanized steel

Frame Finish: powder coated green. 30" I.R. curves.

Rollers: 1.9" x 16 Ga. galvanized steel rollers with 7/16" hex spring retained plain steel shafts


Axle: 7/16" hex steel **Axle retention:** spring retained **Bearing:** light oil, swagged

Crossbraces: 1¹/₂" x 1¹/₂" x 1/8" steel angle

Capacity: Weight of section must be included when determining capacity.

Maximum distributed live load: Frame - 120 lbs./ft. on 10' support centers
600 lbs./ft. on 5' support centers

Maximum distributed live load: Rollers - 270 lbs./ft. capacity



SHIPS 3 DAYS OR LESS



Pop-Up Ball Transfer Kits or Surfaces are available to retrofit existing workstations or conveyor areas. CALL for more information.

MEDIUM DUTY ROLLER CONVEYOR MODEL KG – SPECIFICATIONS & PRICING

Model Number	Between Frame	Conveyor Length	Roller Centers	Weight per Section (lbs.)	PRICE
AS-10F05KG03B10	10"	5' Long	3"	66	\$140.14
AS-10F05KG06B10	10"	5' Long	6"	47	\$102.96
AS-10F10KG03B10	10"	10' Long	3"	131	\$245.96
AS-10F10KG06B10	10"	10' Long	6"	93	\$171.60
AS-3F90KG03B10	10"	90° Curve	3"	59	\$281.71
AS-10F05KG03B16	16"	5' Long	3"	86	\$161.59
AS-10F05KG06B16	16"	5' Long	6"	58	\$115.83
AS-10F10KG03B16	16"	10' Long	3"	171	\$287.43
AS-10F10KG06B16	16"	10' Long	6"	115	\$194.48
AS-3F90KG03B16	16"	90° Curve	3"	79	\$287.43
AS-10F05KG03B22	22"	5' Long	3"	106	\$184.47
AS-10F05KG06B22	22"	5' Long	6"	68	\$126.20
AS-10F10KG03B22	22"	10' Long	3"	211	\$331.76
AS-10F10KG06B22	22"	10' Long	6"	137	\$217.36
AS-3F90KG03B22	22"	90° Curve	3"	99	\$320.32
AS-10F05KG03B36	36"	5' Long	3"	153	CALL
AS-10F05KG06B36	36"	5' Long	6"	94	CALL
AS-10F10KG03B36	36"	10' Long	3"	306	CALL
AS-10F10KG06B36	36"	10' Long	6"	188	CALL
AS-3F90KG03B36	36"	90° Curve	3"	146	CALL

Other Between-Frame sizes (from 7" to 51") available – please call for pricing & specifications.

Other size Curve Sections available, including 45° – please call for pricing & specifications.

CONVEYOR ACCESSORIES – QUICK SHIP!

Angle Iron End Stops

Used to stop conveyed items at a fixed location.

Stop: 1¹/₂" x 1¹/₂" x 3/16" painted steel angle, powder coated green.

Attachment: bolted to top flange of conveyor frame; mounting hardware included. Drilling of top of flange required.



Model #	Fits B.F.	Weight	Price
AS-AS190B10	10"	2 lbs.	\$28.60
AS-AS190B16	16"	3 lbs.	\$28.60
AS-AS190B22	22"	4 lbs.	\$42.33
AS-AS190B36	36"	6 lbs.	\$42.33

These items ship QUICK SHIP - 3 days or less.

Fixed Channel Guards

Used to keep conveyed items from sliding off conveyor edges.

Guard: 1" x 2¹/₂" x 12 ga. Galvanized steel guard. (1) Pair both inner & outer guards.



Model #	B.F.	Weight	Price
<i>For 90° Skatowheel & Light Roller:</i>			
AS-GU390B10R36	10"	15 lbs.	\$110.40
AS-GU390B16R36	16"	16 lbs.	\$110.40
AS-GU390B22R36	22"	18 lbs.	\$110.40
<i>For 90° Medium Duty Roller:</i>			
AS-GU390B10R30	10"	13 lbs.	\$110.40
AS-GU390B16R30	16"	14 lbs.	\$110.40
AS-GU390B22R30	22"	15 lbs.	\$110.40
AS-GU390B36R30	36"	18 lbs.	\$110.40
<i>For any 5' Straight pair:</i>			
AS-GU305	Any	18 lbs.	\$55.48
<i>For any 10' Straight pair:</i>			
AS-GU310	Any	36 lbs.	\$94.84

3' Long Spring Gate Kits

Used to create an opening through a gravity conveyor section. Spring assist mechanism allows for easier gate lifting. 3' Long (33" Opening) Spring Assist Gate Sections with conveyor section included. H-Stands sold separately, but required for support under each end of gate opening. Powder coated green finish.



Model #	Fits Conveyor	B.F.	Weight	Price
<i>For Galvanized Skatowheel</i>				
AS-HG1210G03	12 x 10	10"	37	\$433.58
AS-HG1816G03	18 x 16	16"	58	\$499.93
AS-HG2420G03	24 x 20	22"	66	\$512.51
<i>For Medium Duty Roller Conveyor</i>				
AS-HG190B1003	Med. Duty	10"	70	\$501.07
AS-HG190B1603	Med. Duty	16"	87	\$537.68
AS-HG190B2203	Med. Duty	22"	103	\$562.85

Call for Aluminum Skatowheel and Light Duty Roller Gates.

GRAVITY SKATEWHEEL CONVEYORS – MEDIUM DUTY

Gravity Skatewheel Conveyor is used to transport lightweight packages or for operations that require lightweight sections. Primarily, they are used in shipping departments, stocking areas, assembly lines, etc. Hook & rod couplers along with tripod support make it ideal for temporary set-up.

Wheels: 1¹⁵/₁₆" diameter wheels; 1/4" ball bearings set in hardened raceway, prelubricated, zinc plated steel. Also available in aluminum wheels (call).

Wheel Capacity: 75 lbs.

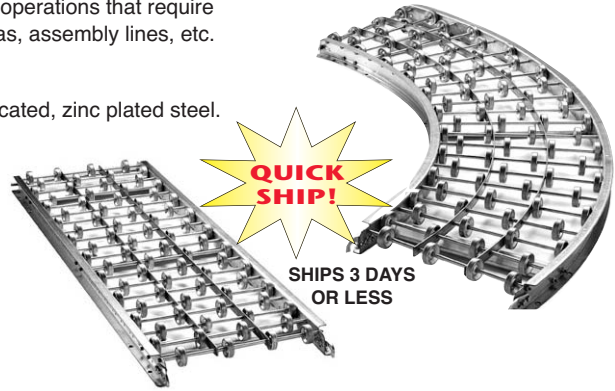
Couplings: Zinc plated hook & rod

Axles: 1/4" diameter steel; one end threaded with locking nut

Frame: 2¹/₂" x 1" x 12 ga. galvanized steel

Capacity: Maximum distributed live load: Frame - 36 lbs./ft. on 10' support centers
260 lbs./ft. on 5' support centers

Maximum load per wheel: Wheels - 75 lbs. each



All items below **QUICK SHIP - usually in 3 days or less.**

GRAVITY SKATEWHEEL CONVEYOR – SPECIFICATIONS & PRICING

Model Number	Overall Width O.F.	Conveyor Length	Frame Type	Wheels per Ft.	Weight Per Section	PRICE
AS-12X10X05G	12"	5' Long	2.5" x 12 ga. Galvanized Steel	10 WPF	33 lbs.	\$83.66
AS-12X10X05A	12"	5' Long	2.5" x 1/8" Aluminum	10 WPF	19 lbs.	\$99.39
AS-12X10X10G	12"	10' Long	2.5" x 12 ga. Galvanized Steel	10 WPF	64 lbs.	CALL
AS-12X10X10A	12"	10' Long	2.5" x 1/8" Aluminum	10 WPF	36 lbs.	\$187.33
AS-12X10X90G	12"	90° Curve	2.5" x 12 ga. Galvanized Steel	10 WPF	35 lbs.	\$144.43
AS-12X10X90A	12"	90° Curve	2.5" x 1/8" Aluminum	10 WPF	21 lbs.	\$173.03
AS-18X16X05G	18"	5' Long	2.5" x 12 ga. Galvanized Steel	16 WPF	43 lbs.	\$107.97
AS-18X16X05A	18"	5' Long	2.5" x 1/8" Aluminum	16 WPF	26 lbs.	\$130.13
AS-18X16X10G	18"	10' Long	2.5" x 12 ga. Galvanized Steel	16 WPF	85 lbs.	\$204.49
AS-18X16X10A	18"	10' Long	2.5" x 1/8" Aluminum	16 WPF	80 lbs.	\$248.82
AS-18X16X90G	18"	90° Curve	2.5" x 12 ga. Galvanized Steel	16 WPF	48 lbs.	\$177.32
AS-18X16X90A	18"	90° Curve	2.5" x 1/8" Aluminum	16 WPF	29 lbs.	\$197.34
AS-24X20X05G	24"	5' Long	2.5" x 12 ga. Galvanized Steel	20 WPF	52 lbs.	\$138.00
AS-24X20X05A	24"	5' Long	2.5" x 1/8" Aluminum	20 WPF	32 lbs.	\$158.73
AS-24X20X10G	24"	10' Long	2.5" x 12 ga. Galvanized Steel	20 WPF	103 lbs.	\$264.55
AS-24X20X10A	24"	10' Long	2.5" x 1/8" Aluminum	20 WPF	61 lbs.	\$306.02
AS-24X20X90G	24"	90° Curve	2.5" x 12 ga. Galvanized Steel	20 WPF	59 lbs.	\$263.12
AS-24X20X90A	24"	90° Curve	2.5" x 1/8" Aluminum	20 WPF	37 lbs.	\$260.26

Other conveyor sizes and skatewheel patterns available – please call for pricing & specifications.

Other size Curve Sections available, including 45° – please call for pricing & specifications.

LIGHT DUTY SUPPORTS FOR GRAVITY ROLLER & SKATEWHEEL CONVEYOR

Choose from adjustable height Tripod Stand (Model DT) or adjustable height H-Stand (Model H15). Both light duty support models feature 12 ga. steel legs and are shipped unassembled. Finish is powder coated green, steel construction.

Items shown below **QUICK SHIP - usually in 3 days or less.** Call for other sizes and capacities.



Tripod Model DT

Adjustable height tripod stands may be used with straight or curved sections of skatewheel conveyor. They are easily adjustable and very portable.

T-Bar: 1¹/₄" O.D. x 11 ga. steel

Legs: 12 ga. steel

Capacity: 400 lbs.

Packaging: Shipped unassembled.

Light-Duty H-Stand Model H15

The H15 1,500 lb. capacity H-Stand support may be used with gravity skatewheel, gravity roller conveyor (2¹/₂" and 3¹/₂" frames), and power belt conveyor. The H-Stand is used for permanent, as opposed to portable, conveyor installations.

Single legs are available for curves, if desired.

Upper, Lower Legs & Pivot Brackets: 12 ga. steel

Crossbraces: 1¹/₂" x 1¹/₂" x 1/8" steel angle bolted

Floor Pad: 3/16" steel

Widths: Available in standard between-frame widths ranging from 7" to 51" - other widths also available.

Capacity: 1,500 lbs.

Packaging: Shipped unassembled.

Call for Medium & Heavy Duty H-Stands.

Model Number	Between Frame	STYLE	Capacity	Top of Stand Range	Stand Weight	PRICE
AS-DT12S25T43	10"	Tripod	400 lbs.	25" - 43"	10.9 lbs.	\$34.32
AS-HB15M25B10	10"	H-Stand	1,500 lbs.	19.5" - 31"	15 lbs.	\$41.47
AS-HB15M37B10	10"	H-Stand	1,500 lbs.	31" - 43"	18 lbs.	\$46.48
AS-HB15M49B10	10"	H-Stand	1,500 lbs.	43" - 55"	21 lbs.	\$53.63
AS-DT18S25T43	16"	Tripod	400 lbs.	25" - 43"	11.6 lbs.	\$34.32
AS-HB15M25B16	16"	H-Stand	1,500 lbs.	19.5" - 31"	17 lbs.	\$41.47
AS-HB15M37B16	16"	H-Stand	1,500 lbs.	31" - 43"	21 lbs.	\$46.48
AS-HB15M49B16	16"	H-Stand	1,500 lbs.	43" - 55"	23 lbs.	\$53.63
AS-DT24S25T43	22"	Tripod	400 lbs.	25" - 43"	12.2 lbs.	\$34.32
AS-HB15M25B22	22"	H-Stand	1,500 lbs.	19.5" - 31"	19 lbs.	\$45.76
AS-HB15M37B22	22"	H-Stand	1,500 lbs.	31" - 43"	22 lbs.	\$51.48
AS-HB15M49B22	22"	H-Stand	1,500 lbs.	43" - 55"	25 lbs.	\$57.92
AS-HB15M25B36	36"	H-Stand	1,500 lbs.	19.5" - 31"	23 lbs.	CALL
AS-HB15M37B36	36"	H-Stand	1,500 lbs.	31" - 43"	26 lbs.	CALL
AS-HB15M49B36	36"	H-Stand	1,500 lbs.	43" - 55"	29 lbs.	CALL

Model DT Tripod is for use on Skatewheel conveyor - not for use on Med. Duty Roller conveyor.