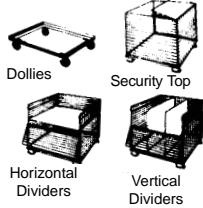


# Ted Thorsen Palletainer® and Palletainer II Wire Containers

## AVAILABLE OPTIONS



Palletainer models have exclusive construction features that give important strength and protection in places where other containers are vulnerable to damage. The patented base design shields the legs and deck edges and reinforces against collision. Double wire reinforcements are found at stress points, such as the load-bearing surfaces and along the top edges of each wall. Palletainer II units do not have an angle base frame. No other containers come with a tougher standard finish: abrasion resistant water base polyester finish or aluminum paint finish.

Dolly options include tow assemblies, 6 casters. Baskets offer special finishes, document pockets. Special sizes quoted promptly. Call Ted Thorsen.

Catalog Number	Single Cap. (lbs.)	Tiered Cap. (lbs.)	O.D. (LxWxH)	I.D. (LxWxH)	Gate Location	Ship Wt.	*1-24 Pcs. Price Ea.
<b>Palletainer II</b> Mesh - 2" x 2" wire mesh floor, 2" x 4" wire mesh walls							
S915-324028-MD	2000	8000	32 x 40 x 34	30 x 38 x 28	40" side	100	[CALL]
S920-404830-MD	2000	8000	40 x 48 x 36	38 x 46 x 30	48" side	152	[CALL]
S915-324028-MD	2000	8000	32 x 40 x 34	30 x 38 x 28	40" side	100	[CALL]
<b>Palletainer</b> Mesh - 2" x 2" wire mesh floor and walls							
S530-324024-HD	3000	12000	32 x 40 x 30	30 x 38 x 24	40" side	139	[CALL]
S530-324028-HD	3000	12000	32 x 40 x 34	30 x 38 x 28	40" side	138	[CALL]
S540-364632-HD	3000	12000	36 x 46 x 32	34 x 44 x 26	46" side	185	[CALL]
S540-404830-HD	4000	16000	40 x 48 x 30	38 x 46 x 24	40" end	185	[CALL]
S540-404830-HD	4000	16000	40 x 48 x 30	38 x 46 x 24	48" side	183	[CALL]
S540-404836-HD	4000	16000	40 x 48 x 42	38 x 46 x 36	48" side	207	[CALL]
<b>Junior Sizes</b> Mesh - 1" x 1" wire mesh floor and walls							
SJ1S2	500	2000	20 x 32 x 21	19 x 31 x 16	32" side	52	[CALL]
Mesh - 1/2" x 1/2" wire mesh floor and walls							
SJ1S3	1000	4000	20 x 32 x 21	19 x 31 x 16	32" side	41	[CALL]
810-283624-CS	1000	4000	28 x 36 x 29	26 x 34 x 24	36" side	73	[CALL]
Mesh - 1 1/2" x 1 1/2" wire mesh floor and walls							
SJ1S1	1000	4000	20 x 32 x 21	19 x 31 x 16	32" side	56	[CALL]
Mesh - 2" x 2" wire mesh floor and walls							
SJ2S4	4000	16000	20 x 32 x 21	19 x 31 x 16	32" side	80	[CALL]
<b>Rigidainers (Heavy Duty)</b>							
640-404830-CE/CS	4000+	16000+	40 x 48 x 30	38 x 46	side or end	210	[CALL]

Other Sizes Quoted Promptly

Dollies available for all sizes - Call Ted Thorsen for pricing  
 \*Quantity Discounts: 25-49 Pieces - Less 5% • 50-99 Pieces - Less 7%  
 Dividers, Shelves, Covers - Call Ted Thorsen for pricing on adjustable vertical dividers, horizontal shelves & attached covers.

## Sturdy Wire Palletainers

### Move Denim Jeans and Sportswear for H.D. Lee

Custom sized stackable wire baskets carry heavy loads with ease, making more efficient use of dock and manufacturing space in many busy H.D. Lee factories.



Half drop access panels and stackable, forkliftable design combine to handle 4,000 lb. loads with speed and efficiency. Available now with improved stacking when collapsed.



Special size 44" wide x 52" long x 44" high baskets fit smoothly into H.D. Lee's trailers, with enough room to balance maximum capacity with proper forklift access.

Pricing for extra capacity 4,000 lb. units, as shown at left in size 44" x 52" x 44" with tan enamel finish, varies above and below Call for Pricing depending on dimensions, capacity, quantity, and special features.


Call Ted Thorsen for a prompt quotation on your exact requirement.



Baskets collapse and stack for storage and empty return, when necessary. These multipurpose units are available in a variety of sizes, colors, and capacities, to do your job well. Optional self stacking leg shown.

Photos courtesy of H.D. Lee Co., Fayetteville, TN.

Please see above and the following pages for other models and prices.



Series 540  
4000 lb. cap.

Junior size



Model #405 in use at Adidas of America for small parts storage.

### DISCOUNT SCHEDULE:

24 - 49: LESS 5%    50 - 99: LESS 7%

#### Typical Heavy Duty

4,000 lb. capacity  
(at right)  
2" x 2" mesh




#### Typical Medium Duty

2,000 lb. capacity  
(at left)  
2" x 4" mesh



#### Junior Size #SJ1S3

1,000 lb. capacity  
(at right)  
1 1/2" x 1 1/2" mesh



#### Junior Size #SJ1S1

1,000 lb. capacity  
(at left)  
1/2" x 1/2" mesh

# TT Ted Thorsen Introduces Top-of-the-Line Wire Containers

- Zinc Electroplated Finish - No Rub-Offs, Scratches, or Paint Chips
- Unique Stacking Leg Design Beats Competitive Designs
- Automatic Front Latch or Functional Front Gate



## MODEL 15739

- O.D.:** 33<sup>3</sup>/<sub>4</sub> x 24<sup>1</sup>/<sub>4</sub> x 26<sup>1</sup>/<sub>8</sub>  
**I.D.:** 31<sup>1</sup>/<sub>4</sub> x 22<sup>7</sup>/<sub>8</sub> x 21<sup>1</sup>/<sub>4</sub>  
**Clearance between legs:**  
 27<sup>3</sup>/<sub>8</sub> x 15<sup>3</sup>/<sub>8</sub>  
**Clearance under base:** 4"  
**Base Mesh:** 1" x 4"  
**Wall Mesh:** 2" x 3<sup>1</sup>/<sub>2</sub>"  
**Folded Height:** 9"  
**Weight:** 54 lbs.  
**Capacity:** 800 lbs.  
**Casters available:** (4" x 1")  
**Price:** [\\$\[CALL\]](#)  
 • with 4" x 1" casters [\\$\[CALL\]](#)  
 • Vertical dividers [\\$\[CALL\]](#)  
 • Horizontal dividers [\\$\[CALL\]](#)  
 • Security Top [\\$\[CALL\]](#)



## MODEL 15102

- Dimensions:** 44<sup>1</sup>/<sub>2</sub> x 33 x 39  
**Stacking:** 3 on 1  
**Mesh:** 2<sup>1</sup>/<sub>2</sub>" x 4<sup>1</sup>/<sub>2</sub>"  
**Weight:** 110 lbs.  
**Capacity:** 2205 lbs.  
**Wall Mesh:** 2" x 3<sup>1</sup>/<sub>2</sub>"  
**Folded Height:** 12"  
**Casters available:** (5" x 2")  
**Price:** [\\$\[CALL\]](#)  
 • with 5" x 2" casters [\\$\[CALL\]](#)  
 • with 4 spring self-leveling platform add [\\$\[CALL\]](#)  
 • with 6 spring self-leveling platform add [\\$\[CALL\]](#)  
**See also page 43 top.**

### Also Available:

- Model #15407**  
**48" x 40" x 34"**  
**Price:** [\\$\[CALL\]](#)



## MODEL 15403

- See Below & Page 43 Top  
**O.D.:** 48 x 40 x 38  
**I.D.:** 45<sup>1</sup>/<sub>2</sub> x 38<sup>1</sup>/<sub>4</sub> x 31<sup>1</sup>/<sub>2</sub>  
**Stacking:** 3 on 1  
**Fork Clearance:** 4<sup>1</sup>/<sub>2</sub>"  
**Mesh Wall-Base:**  
 2<sup>1</sup>/<sub>2</sub>" x 4<sup>1</sup>/<sub>2</sub>" - 1 x 6  
**Folded Height:** 12<sup>1</sup>/<sub>2</sub>"  
**Capacity:** 2205 lbs.  
**Weight:** 115 lbs.  
**Casters available:** (5" x 2")  
**Price:** [\\$\[CALL\]](#)  
 • w/ 5" x 2" casters [\\$\[CALL\]](#)  
 • w/ 4 Way Skid Runners [\\$\[CALL\]](#)  
 • Add for Security Top [\\$\[CALL\]](#)  
 • with 4 spring self-leveling platform add [\\$\[CALL\]](#)  
 • with 6 spring self-leveling platform add [\\$\[CALL\]](#)



## MODEL 15555

- O.D.:** 48 x 45 x 34<sup>1</sup>/<sub>2</sub>  
**I.D.:** 44 x 44<sup>1</sup>/<sub>2</sub> x 29  
**Stacking:** 3 on 1  
**Fork Clearance:** 4"  
**Mesh Wall-Base:** 2" x 4"  
**Folded Height:** 12<sup>1</sup>/<sub>2</sub>"  
**Capacity:** 2205 lbs.  
**Weight:** 140 lbs.  
**Price:** [\\$\[CALL\]](#)  
 • w/ 2 Way Skid Runners (min. order 300 pieces) [\\$\[CALL\]](#)  
**CALL NON-STOCK**




## MODEL 15556

- O.D.:** 54 x 36 x 34  
**I.D.:** 51 x 35 x 30  
**Stacking:** 3 on 1  
**Fork Clearance:** 4"  
**Mesh Wall-Base:**  
 2<sup>1</sup>/<sub>2</sub>" x 4<sup>1</sup>/<sub>2</sub>" - 1 x 6  
**Capacity:** 2200 lbs.  
**Weight:** 120 lbs.  
 Casters available: (5" x 2")  
**Price:** [\\$\[CALL\]](#)  
 • Price with 5" x 2" casters: [\\$\[CALL\]](#)

## QUANTITY DISCOUNTS


- 25-49 Units – 5%**  
**50-99 Units – 7<sup>1</sup>/<sub>2</sub>%**

## Unbeatable Features in a Sturdy, Attractive Wire Pallet Basket Design



15403 with optional casters is stackable when set up and also stacks when collapsed. (See pricing above)

Ideal for Work-In-Process jobs. Get mobility with excellent storage capability. Other units above offer similar advantages.



Containers collapse in 2-3 seconds. The patented design allows for safe stacking of collapsed units up to 30 units high.

This is unlike other units with wrapped wire hinges and paint finish. Model 15403 shown above.



Automatic locking device used on most containers on this page. By pulling front gate into position, it will automatically lock shut! No difficult latches or hinge type arrangements to struggle with.



High stacking is no problem! Easily accessible bulk storage is a perfect application for our wire containers.

Storage layouts can be changed quickly as seasons and stock changes.

Electro-zinc plated to prevent rust, keep your products clean and allow for easy washing. No paint to rub off onto contents.

# Mobile Wire Baskets with Spring Platforms

- Prevent Back Injuries
- Fully Collapsible
- Stackable
- Ergonomically Useful Design
- Mobile on Attached 5" Casters
- Fork Lifiable



**Model #15403/C/P4 shown  
24 bushels**

Size 40" W x 48" L x 38" H O.A. with 4 spring platform added for 150 to 300 lb. loads. Platforms also available with 6 springs for 350-500 lb. loads. Mesh size is 2 1/2" x 4 1/2" on side walls and 1" x 6" in the base. Price below.

**Price Complete  
Models #15103 & #15403/C/P  
including casters and spring  
platform.**



Angled spring platform maximizes ergonomic advantage by allowing bundles farthest from the worker to be more easily lifted or loaded. Sturdy plated construction doesn't snag and never needs painting. 5" x 2" thread guard casters provide mobility.



With drop door "lip" and springs fully extended, this unit is carrying a 30 bushel + load with ease. 5" x 2" thread guard casters roll easily. The platform rises slowly to meet the worker. Bending and reaching are greatly reduced.



Units also work well for general use without spring platforms. Shown here is Model #15102. Size 44 1/2" L x 33" W x 39" H.

**Price ea. #15102 & 15403.....\$[CALL]**  
with 5" x 2" casters .....\$[CALL]  
With 4 spring self leveling  
platform .....add \$[CALL]  
With 6 spring self leveling  
platform .....add \$[CALL]

	1-24 units	25-49units	50-99 units
4 springs	\$[CALL]	less 5%	less 7 1/2%
6 springs	\$[CALL]	less 5%	less 7 1/2%

**NOTE:**  
**To delete spring platform,  
call Ted Thorsen  
for revised pricing.**

## New from The Total Cube Model #15404 Wire Container

- Stackable – Fully Collapsible
- Total "Cube"

This design will cube out a trailer – 2 wide – 2 high • Size: 50" wide x 48" long x 45 1/2" high  
Spring Platform Option Available



The 15404 has all of the most desired features needed in a container today. This unit will **cube a trailer (two high, two wide)**. The return ratio is 5:1 when double stacked. Utilization of all **solid hinges**, enables the unit to keep it's shape, unlike containers with "wrapped wire" hinges and side closures. Wire feet allow easy cleaning and quick stacking. The **zinc plated** finish will not rust and also protects the products placed inside. This container completely and **easily collapses (3-4 seconds)** and is also truly stackable when collapsed. Optional spring platform available.\*

The 15404 is strong, durable and versatile. This unit is **available with or without the half-drop gate**. Applications range from warehousing to distribution everything from automotive apparel and textiles.

Product Number	Weight	Capacity	Dimensions	Mesh Wall	Base	Fork Stacking	Folded Clearance	Height	Inside Dimensions
15404	120#	2205#	48x40x45 1/2	2 1/2x4 1/2	1x6	4 High	4 1/2"	12 1/2"	45 1/2x38 1/4x39

PRICES:	1 - 11	12 - 24	25 - 49	50 - 99
With Gate	----- CALL FOR PRICING -----			
Without Gate (Model 15405)	<b>Call Ted Thorsen to check availability.</b>			
*Add For Spring Platform 200 lb. cap - 4springs	----- CALL FOR PRICING -----			
Add For Spring Platform 300 lb. cap.- 6 springs	----- CALL FOR PRICING -----			
Add For Casters	[CALL]	-	-	-
Add For 2-Way Skid Base Useful in Pallet Racks and on Conveyors	[CALL]	-	-	-

**2200 lb. cap. – 4 High Stacking  
Horizontal Dividers Available  
Spring Platform Available**

Optional casters available eliminating the need for fork lifts in many cases, enabling people to move the carts themselves. Skids may also be added to fit on existing racking. Security top available.

**Call Ted Thorsen for  
internal divider and  
security top pricing.**







# Wire Basket Ideas and Applications

- Mobility • Custom Sizing • Visibility • Special Finishes • Ergonomic Features



This special raised dolly and basket set fills a special application for folded household textiles. The 32" x 50" overall dimensions with 36" I.D. basket height includes one 48" drop gate. Construction is rigid and non-folding. The finish on the basket is powder coated for a snag free surface. The dolly is painted steel angle with diamond mounted casters. A spring platform can be fitted inside as an option, as well as adjustable internal dividers and document holders.

**PRICING, AS SHOWN ABOVE:**  
Call Ted Thorsen for Pricing  
on 50, 100, 150 units



Series 15000 (pages N - R) baskets with plated finish and optional casters are ideal for textile and soft goods processing and finishing applications. Work in process storage is flexible and efficiently positioned for the next operations.

Please see the previous pages for other designs, dimensions and pricing.



# Very Large Capacity Flare Sided Trucks

- Rotomolded Polyethylene • High Capacity • Spring Platform Options
- All Units Nest When Empty • Many Color Choices

• M2440 has a special double-wall flange molded in rib and six casters to handle tough conditions and assure long life. \* With optional spring platform. (See below)

## SPECIFICATIONS

MODEL	CAPACITY CU. FT	WIDTH OUTSIDE	LENGTH OUTSIDE	DEPTH INSIDE	OVERALL HEIGHT	SHIPPING WEIGHT	PRICE EACH
M2342	30	40"	64"	25 1/2"	32"	90	[ CALL ]
M2440	36	40"	76"	24"	33"	190	[ CALL ]

CASTER DATA: 5" Rubber casters with thread guards. \* M2440 equipped with 6 casters. Various arrangements available. Please specify.

## OPTIONS

### Spring Lift Platform

Available on M2440 model. Ergonomically designed to bring the content level to the worker. Call \*for pricing on spring platform.

### Raised Platform Grate

Elevates content level 2" from the bottom of the cart and permits moisture from wet product to drain to the bottom of the cart.



M2440



M2324

# Straight-Sided Sheet Feed Spring Platform Truck

Designed specifically to handle sheet work, and large flat shapes, this truck raises the work up to the operator reducing bending, lifting and injury.

- Base is powder coated steel. Casters are easy to replace.

## SPECIFICATIONS

MODEL	CAPACITY CU. FT	WIDTH OUTSIDE	LENGTH OUTSIDE	DEPTH INSIDE	OVERALL HEIGHT	SPR. AVAILABLE	SHIPPING WT.
M2930	31	30"	85"	23"	29"	8.9	230

CASTER DATA: 6 - 3 1/2" Polyolefin casters. Various caster arrangements available.

M2930 - #8 PRICING WITH 320 TO 480 LB. SPRINGS      **CALL FOR PRICING**  
M2930 - #9 PRICING WITH 360 TO 600 LB. SPRINGS      **CALL FOR PRICING**



M2930

# Multiple Use Molded Plastic Bulk, Bundle, and Large Piece Trucks

## Suitable for Many Industrial Applications

51-8101



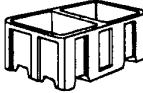
**Utility Bulk Mover**  
82" x 54" x 58.5"h  
112 cu. ft.  
Color: Blue  
Ship Wt: 240 lbs.  
Price [CALL]

51-8102



**Utility Bulk Mover**  
72" x 32" x 58.5"h  
Color: Blue  
Ship Wt: 200 lbs.  
Price [CALL]  
(Call for pricing on optional doors and cargo nets)

51-2135



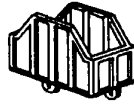
**Double Cavity Skid Box**  
61" x 48" x 34"h  
Color: Blue  
Ship Wt: 170 lbs.  
Price [CALL]

51-6900



**Textile Truck**  
77.75" x 54" x 47"h  
77 Cu. ft.  
Color: Blue  
4 - 6" poly casters  
Ship Wt: 170 lbs.  
Price [CALL]

51-6100



**Multi-Purpose Hi-Side**  
72" x 30" x 57"h  
Color: Blue  
Ship Wt: 175 lbs.  
Price [CALL]

t51-9000



**Textile Truck**  
53" x 53" x 76"h  
Color: Blue  
Ship Wt: 500 lbs.  
Price [CALL]

51-1605

Size 58" x 32" x 36"  
Price: [CALL]

51-6500

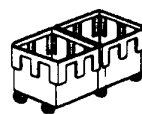


**Hi-Side Truck**  
76" x 51" x 50.5"h  
Color: Blue  
Ship Wt: 280 lbs.  
Price [CALL]

51-160542

Size 76 1/2" x 46" x 41"  
Price: [CALL]

51-168510



**Textile Truck**  
60" x 30" x 36.5"h two compartments. Color: Blue  
4 - 6" poly casters  
Ship Wt: 130 lbs.  
Price [CALL]

51-6040



**Large Box Truck**  
60" x 39" x 40"h  
Color: Blue  
Ship Wt: 300 lbs.  
Price [CALL]

51-160532

Size 76 1/2" x 40 1/4" x 33"  
Price: [CALL]

51-6300




**Work-In-Process Truck - Optional Dividers**  
50" x 40.5" x 44"h  
Color: Blue  
Ship Wt: 200 lbs.  
Price [CALL]

51-6000



**Low End Access**  
50" x 26" x 54.5"h  
Color: Blue  
Ship Wt: 120 lbs.  
Price [CALL]

51-4092



**Poly Tank**  
40 Cu. Ft., 300 Volume Gal.  
58" Dia. x 38.75"h  
6 casters Color: Blue  
Ship Wt: 160 lbs. Price [CALL]  
Also - 40 cu. ft. alt. size 45" diam. x 52.5" high Price [CALL]

## Ideal Poly-Trucks for Industrial Laundry - Stone Wash - Bulk Transfer - Bleach and Dye - Bundles — Flame Retardant Option Available


Perfect Dump Height —  
Model 24P24



Our most popular 30 Cubic Ft. capacity. Available with standard and heavy duty designs to carry up to 800 lbs. Step design for easy nesting.  
Outside Top — 64" x 40"  
Inside Top — 58 1/2" x 34"  
Depth — 25 1/2"  
Overall Ht — 32"  
Wt. Std. — 100 lbs.  
Wt. H.D. — 110 lbs.  
Casters — 5" Ball Bearing Rubber Wheels with thread guards - corner mounted only

Price - Standard unit — [CALL]  
Price - Reinf. Heavy Duty — [CALL]

Handles The Largest Loads —  
Model 54P40



**New larger size — 6 casters**  
40 Cu. Ft. capacity, with a reverse rim, and steel reinforced channel assure its ability to perform under heavy load and abusive conditions. Note also the step design for optimum nesting. This unit will handle 1000 lb. loads.  
Outside Top — 76" x 40 1/2"  
Inside Top — 73" x 36 3/4"  
Depth — 25" Overall Ht — 32" Weight — 139 lbs.  
Casters — 5" ball bearing rubber wheels with thread guards - 6 casters per unit. Side cutout option available on one side.  
Price — [CALL] Option - Add for side cut-out + [CALL]

Model 64P



**New High Volume Leader — 6 casters**  
60 cubic ft. capacity to carry a 1500 lb. load  
Outside Top — 60" x 42"  
Inside Top — 59" x 41"  
Depth — 41" (standard cutout is 35" from floor)  
Overall Ht — 48 1/2"  
Casters — 6" mold on rubber casters with thread guards, 6 casters per unit.

Price — [CALL]

### OPTIONS:

- |                                      |                         |
|--------------------------------------|-------------------------|
| 1 — 3/4" Drain Valve                 | 7 — Poly Film Liners    |
| 2 — 1" Drain Valve with Vinyl Tubing | 8 — Caster Swivel Locks |
| 3 — Cart Covers                      | 9 — Special Casters     |
| 4 — Tow Hitch: 1/4" Ball             | 10 — Side Cutouts       |
| 5 — Wheel Brakes                     |                         |
| 6 — Card Holder                      |                         |

64P collects for empty cartons for a national electronics firm.

## New Cutout Front Plastic Hamper Truck with Removable Enclosure Panel and Separate Strap Down Security Lid

Your Choice of  
Nine Colors



Basic unit provides 20 bushels of capacity with excellent accessibility.

### Inside Dimensions:

30" Cross Front  
37 1/2" Front to Back — 36" Height

### Outside Dimensions: With Lid & 4" Swivel Casters:

34" Cross Front  
42" Front to Back  
43" O.A. Height with lid

**Truck Price as Pictured (left):**  
MTV-1H4 — [CALL] - 400 lb. cap.  
MTV-2H4 — [CALL] - 600 lb. cap.

**Access Panel:** [CALL]  
(below left)

**Lid:** [CALL] (below)



Add a 13" deep removable access panel to maximize capacity and add security. Slides in and out.



Tough rain-resistant security lid allows 2 high stacking with 4" casters in place. Casters include thread guards. Hasps, locks and straps available.

# Large Heavy Duty Polyethylene Industrial Trucks

Our most complete selection — suitable for wet or dry applications.

## DYE HOUSE/BULK TRUCK



**NOTE:** Drain holes will be drilled unless you specify that you do not want them.

### STANDARD FEATURES

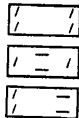
- Body:** Heavy duty polyethylene, 1/4" wall thickness standard, drain holes standard – no extra cost.
- Colors:** Dye House applications - Blue, Green or Natural - Compounded/No Bleed
- Standard Colors:** Cadet Blue, Royal Blue, Powder Blue, Forest Green, Jade Green, Olive Green, Tan, Yellow, Orange, Brown, Gray, Black, Red, Natural, Others available.
- Frame:** Heavy duty steel, Galvanized welded steel, Stainless steel, Plywood base
- Casters:** 3" to 10" All types & capacities, phenolic, polyurethane, rubber, polyolefin, steel, hi-tech poly or rubber; Threadguards & other accessories available.

### Caster Arrangement:


A. All four swivel

B. Diamond mount

C. End Mount  
- 2 swivel, 2 rigid



**Other Features:** Custom design for specific applications. Custom design steel frames. Stenciled numbers & letters. hand-holes, handles, dividers, covers, security carts, spring platform trucks.



See Facing Page

Model No.	Inside Dimensions L x W x H	Outside Dimensions without Casters L x W x H	Capacity Cu. Ft.*	Price
1100	75 x 50 x 43 <sup>3</sup> / <sub>4</sub>	80 x 55 x 44	94	[CALL]
1102	72 x 42 x 36 <sup>3</sup> / <sub>8</sub>	77 x 46 x 37	64	[CALL]
1103	90 x 34 x 30	95 x 39 x 30 <sup>1</sup> / <sub>4</sub>	53	[CALL]
1104	65 x 50 x 36	69 x 54 x 36 <sup>1</sup> / <sub>4</sub>	67	[CALL]
1105	112 x 60 x 53	116 x 64 x 53 <sup>1</sup> / <sub>4</sub>	200	[CALL]
1106	72 x 31 <sup>1</sup> / <sub>2</sub> x 40 <sup>1</sup> / <sub>2</sub>	77 x 36 <sup>1</sup> / <sub>2</sub> x 40 <sup>3</sup> / <sub>4</sub>	53	[CALL]
1107	72 x 48 x 48	76 x 52 x 48 <sup>1</sup> / <sub>4</sub>	96	[CALL]
1108	96 x 48 x 48	102 x 54 x 48 <sup>1</sup> / <sub>4</sub>	128	[CALL]
1109	84 x 48 x 36	89 x 53 x 36 <sup>1</sup> / <sub>4</sub>	84	[CALL]
1110	75 x 66 x 34	80 x 71 x 34 <sup>1</sup> / <sub>4</sub>	97	[CALL]
1111	71 x 42 x 30	75 x 47 x 30 <sup>1</sup> / <sub>4</sub>	51	[CALL]
1112	48 x 35 x 35	52 x 39 x 35 <sup>1</sup> / <sub>4</sub>	34	[CALL]
1113	42 x 42 x 48	45 x 45 x 48 <sup>1</sup> / <sub>4</sub>	49	[CALL]
1114	125 x 44 x 30	132 x 49 x 30 <sup>1</sup> / <sub>4</sub>	97	[CALL]
1115	61 x 27 x 35	64 x 30 x 35 <sup>1</sup> / <sub>4</sub>	33	[CALL]
1116	72 x 37 <sup>1</sup> / <sub>2</sub> x 45	77 x 42 <sup>1</sup> / <sub>2</sub> x 45 <sup>1</sup> / <sub>4</sub>	70	[CALL]
1117	86 x 55 x 48 (B)	91 x 60 x 48 <sup>1</sup> / <sub>4</sub> (B)	[CALL]	[CALL]
	86 x 55 x 32 (F)	91 x 60 x 32 <sup>1</sup> / <sub>4</sub> (F)	—	—
1118	60 x 54 x 36	65 x 59 x 36 <sup>1</sup> / <sub>4</sub>	67	[CALL]
1119	48 x 48 x 48	52 x 52 x 48 <sup>1</sup> / <sub>4</sub>	64	[CALL]
1120	58 <sup>1</sup> / <sub>2</sub> x 45 x 53	61 <sup>1</sup> / <sub>2</sub> x 48 x 53	80	[CALL]
1121	64 x 42 x 30	69 x 47 x 30 <sup>1</sup> / <sub>4</sub>	46	[CALL]
1122	54 x 54 x 72	58 x 58 x 72 <sup>1</sup> / <sub>4</sub>	120	[CALL]
1123	54 x 54 x 61	58x 58 x 61 <sup>1</sup> / <sub>4</sub>	102	[CALL]
1124	48 x 48 x 55	52 x 52 x 55 <sup>1</sup> / <sub>4</sub>	72	[CALL]
1125	61 x 61 x 111	65 x 65 x 111 <sup>1</sup> / <sub>2</sub>	230	[CALL]
1126	72 x 42 x 37	76 x 46 x 37 <sup>1</sup> / <sub>4</sub>	64	[CALL]
D1126V	Removable Dividers for Model 1126		[CALL]	[CALL]
1127	48 x 48 x 100	52 x 52 x 100 <sup>1</sup> / <sub>4</sub>	133	[CALL]
1128	76 x 51 x 28	81 x 56 x 28 <sup>1</sup> / <sub>4</sub>	62	[CALL]
1129	66 x 45 x 78	67 <sup>1</sup> / <sub>2</sub> x 46 <sup>1</sup> / <sub>2</sub> x 78 <sup>1</sup> / <sub>2</sub>	134	[CALL]
1130	57 <sup>1</sup> / <sub>2</sub> x 44 <sup>1</sup> / <sub>2</sub> x 81 <sup>1</sup> / <sub>2</sub>	58 x 45 x 82	117	[CALL]
1131	45 x 45 x 70	46 <sup>1</sup> / <sub>2</sub> x 46 <sup>1</sup> / <sub>2</sub> x 70 <sup>1</sup> / <sub>2</sub>	82	[CALL]
1132	84 x 48 x 48	88 x 52 x 48 <sup>1</sup> / <sub>2</sub>	112	[CALL]
1133	40 x 27 <sup>3</sup> / <sub>4</sub> x 80	42 x 29 <sup>3</sup> / <sub>4</sub> x 80 <sup>1</sup> / <sub>4</sub>	50	[CALL]
1134	81 x 44 x 45	84 <sup>1</sup> / <sub>2</sub> x 47 <sup>1</sup> / <sub>2</sub> x 45 <sup>1</sup> / <sub>2</sub>	98	[CALL]
1135	121 x 44 x 45	124 <sup>1</sup> / <sub>2</sub> x 47 <sup>1</sup> / <sub>2</sub> x 45 <sup>1</sup> / <sub>2</sub>	149	[CALL]
MT-871	73 x 48 x 35	80 x 55 x 57	76	[CALL]
MT-874	78 x 40 x 28	84 <sup>1</sup> / <sub>2</sub> x 43 <sup>1</sup> / <sub>2</sub> x 38	50.5	[CALL]
MT-878-A	42 x 42 x 42	47 <sup>1</sup> / <sub>2</sub> x 47 <sup>1</sup> / <sub>2</sub> x 49 <sup>1</sup> / <sub>2</sub>	42.8	[CALL]
MT-878-B	86 x 42 x 42	98 <sup>1</sup> / <sub>2</sub> x 47 <sup>1</sup> / <sub>2</sub> x 53 <sup>1</sup> / <sub>2</sub>	85.6	[CALL]
MT-893-A	76 <sup>3</sup> / <sub>4</sub> x 50 <sup>1</sup> / <sub>2</sub> x 41	81 <sup>1</sup> / <sub>4</sub> x 54 <sup>3</sup> / <sub>4</sub> x 52 <sup>3</sup> / <sub>4</sub>	91	[CALL]
MT-894	76 x 68 x 35	80 <sup>1</sup> / <sub>2</sub> x 72 x 49	53	[CALL]
MT-895-A	72 x 32 x 40	80 x 39 <sup>1</sup> / <sub>4</sub> x 49	53	[CALL]
MT-K90	64 <sup>1</sup> / <sub>2</sub> x 64 <sup>1</sup> / <sub>2</sub> x 67 <sup>1</sup> / <sub>2</sub>	69 x 69 x 69	162	[CALL]

\* Approximate Capacities

Call for Quantity Discounts

## FLAT TRUCKS

Model	Inside Dimensions L x W x H	Outside Dimensions L x W x H	Price
2000	92 x 60 x 9 <sup>3</sup> / <sub>4</sub>	97 x 64 x 10	[CALL]
2001	40 x 46	Pallet w/Handle	[CALL]
2002	82 x 50 x 4	86 x 54 x 4	[CALL]
2003	56 x 56	Pallet w/Handle	[CALL]
2004	60 x 48	Pallet w/Handle	[CALL]
2005	54 x 24 x 8	57 x 27 x 8 <sup>1</sup> / <sub>4</sub>	[CALL]
2006	30 x 15 x 10	33 x 18 x 10 <sup>1</sup> / <sub>4</sub>	[CALL]
2007	36 x 30 x 10	39 x 33 x 10 <sup>1</sup> / <sub>4</sub>	[CALL]
2008	40 x 48	Pallet w/Handle	[CALL]




New MT-895A  
Slope End Truck  
(See above)




# Rotomolded for Strength and Impact Resistance

## Narrow Trucks for Fabric & General Processing



Two model 8001 in 1 frame overall 54" L x 59" W x 49" D



Model 8007

If you don't see the size or design you need in these pages, please call Ted Thorsen Co. New molds are being built each month, and we can usually quote very close to your exact requirement at a competitive price with realistic delivery.

Model No.	Inside Dimensions L x W x H	W/O Casters Outside Dimensions L x W x H	Capacity Cu. Ft.*	Price
8000	50 x 34 x 48	52 1/2 x 36 1/2 x 48 1/4	44	[CALL]
8001	48 x 24 x 48 3/4	50 x 26 x 49	33	[CALL]
8002	48 x 24 x 40	50 x 26 x 40 1/4	26.5	[CALL]
8003	48 x 17 x 49 1/4	50 x 18 x 50	24	[CALL]
8004	48 x 18 x 40 3/4	50 1/2 x 20 1/2 x 41	20	[CALL]
8005	75 x 29 x 50	78 x 32 x 50 1/4	63	[CALL]
8007	48 x 28 x 40	50 x 30 x 42 1/4	31	[CALL]
8008	70 1/2 x 32 x 40	73 x 35 1/2 x 42 1/4	52	[CALL]
8009	48 x 24 x 52	50 x 26 x 52 1/4	35	[CALL]
8010	72 x 26 x 61	74 x 28 x 61 1/4	66	[CALL]
8011	72 x 37 x 61	74 x 39 x 61 1/4	94	[CALL]
8012	44 1/2 x 43 3/4 x 46	47 x 45 1/2 x 47	52	[CALL]
8013	50 1/2 x 34 1/2 x 42	54 x 37 1/2 x 42 1/4	42	[CALL]
8013-D	Divider for above	—	—	[CALL]
8014	59 x 42 x 51 1/2	62 x 45 x 52 3/4	74	[CALL]
8015	48 x 14 x 40	50 x 16 x 40 1/4	15	[CALL]
8016	48 x 21 x 48	50 x 23 x 48 1/4	28	[CALL]
8017	56 x 21 x 40	58 x 23 x 40 1/4	27	[CALL]
8018	48 x 33 x 48	50 x 35 x 48 1/4	42	[CALL]
8019	45 1/2 x 22 x 50 3/4	48 x 24 1/4 x 51 1/2	30	[CALL]
*8020SL Spring	48 x 24 x 28	52 x 28 x 35 Self Leveling	17	[CALL]
8021	50 x 30 x 48	52 1/2 x 32 1/2 x 48 1/4	40	[CALL]

NOTE - #8015, 8016, 8017 and 8018 is shaped like 8002 above. Height Dimensions do not include casters. \* Approximate capacity



\*8020SL includes a self leveling spring platform assembly inside.

Please note: No.s 8002, 4, 5, 7, 9, and 15 are all shaped like the picture of No. 8002 above and can be cut down just above the second rib from the bottom for a height of approximately 27" - 28" tall inside. (see picture above)

### SHIPPING/STACKING/ PALLET BOX CONTAINERS

MODEL	INSIDE DIMENSIONS L x W x H	W/O CASTERS OUTSIDE DIMEN. L x W x H	CAPACITY CU. FT.*	PRICE
9000	45 x 45 x 42	47 x 45 1/2 x 47	49	[CALL]
9002	40 x 40 x 29 1/4	43 1/2 x 43 1/2 x 29 1/2	21	[CALL]
9002L	Lid for #9002	—	—	[CALL]
9003	47 x 40 x 38	50 x 43 x 38 1/4	40	[CALL]
9003L	Lid for #9003	—	—	[CALL]
9004	41 x 41 x 34	43 x 43 x 34 1/4	33	[CALL]
9004L	Lid for #9004	—	—	[CALL]
9005	45 x 37 x 33	48 x 40 x 33 1/4	32	[CALL]
9006	34 1/2 x 27 1/4 x 22 1/2	35 1/2 x 28 1/4 x 26 1/2	12.2	[CALL]
9007	48 x 38 1/2 x 19	51 x 41 x 24	22.5	[CALL]
9008	36 x 26 1/2 x 22 3/4	40 x 30 1/2 x 25	12.5	[CALL]

\* Approximate capacity



Model 9004/9004L

Pallet Box with stepped interior and ribbed reinforced (removable) lid.



#### SPECIFICATIONS

Capacity: In excess of 1,000 pounds - Some Lids Available  
 Sizes (Top I.D.) — Add 4" for top O.D.

MODEL NO.	LENGTH	WIDTH	DEPTH	WEIGHT (POUNDS)	PRICE
RFS 1214	39"	29"	22"	48	[CALL]
RFS 1216	64"	29"	22"	58	[CALL]
RFS 1217	80"	29"	22"	89	[CALL]
RFS 1218	108"	29"	22"	112	[CALL]
RFS 1219	54 1/2"	28 1/2"	22"	58	[CALL]
VFS 830	Lid for 1219	—	—	15	[CALL]
VFS 1216	Lid for 1216	—	—	15	[CALL]

## ALL-PURPOSE PALLET BOX EXTRA LONG SIZES

Molded of heavy-gauge, high-density polyethylene, this large and extremely rugged pallet box is recommended for storage or in-plant transfer of materials, parts or finished products. Base is designed for 4-way entry. Tapered sides allows space-saving nesting when boxes are empty. Lids are available. Units natural color, high-density polyethylene is USDA-approved.