



40x48 Mirror Image Nestable Pallet

Mirror-image design allows pallets to be used as a top cap, enabling secure double stacking of pallet loads. 4-way fork truck, 4-way hand truck entry. This single sheet thermoformed pallet is lightweight, cleanable, has a lip, has flex memory and is impact resistant.

Item #: OR-40x48MICISSLP


L x W x H: 49.7" x 41.6" x 6.5"

Weight: 21 lbs.

Nest Ratio: 2:6:1

Dynamic Load Capacity: 2,000 lbs.

Static Load Capacity: 15,000 lbs.



40x48 Standard Nestable Structural Channel Pallet

Interfaces with all types of order picking equipment to facilitate distribution in retail, grocery, food service, general industry applications and international shipments. The flow-thru design results in easy cleaning.

Injection Molding: Lightweight and cleanable, accurate tolerances, superior impact resistance with reduced deflection.

- 4-way fork truck entry, 4-way hand truck entry.
- Grommet holes in legs.

Item #: OR-40x48CISCBLK


L x W x H: 48.2" x 40.2" x 5.5"

Weight: 21.5 lbs.

Nest Ratio: 2.5:1

Dynamic Load Capacity: 2500 lbs.

Static Load Capacity: 15,000 lbs.



48x48 Mirror Image Nestable Pallet

This general purpose pallet is ideal for virtually any application. The flat deck design accommodates multiple material handling requirements. Mirror-image design allows pallets to be used as a top cap, enabling secure double stacking of pallet loads.

4-way fork truck, 4-way hand truck entry. High strength to weight ratio, reduced deflection, accurate tolerances, cleanable and superior static load capacity for racking, distribution, stacking and ASRS equipment.

Standard color: black.

Item #: OR-48x48MICISF


L x W x H: 47.9" x 47.9" x 5.8"

Weight: 45.5 lbs.

Nest Ratio: 1.9:1

Dynamic Load Capacity: 4,000 lbs.

Static Load Capacity: 30,000 lbs.



40x48 Transport Nestable Pallet

Heavy duty solid body construction. Strong and easy to handle to provide maximum use of storage space in your warehouse.

4-way fork truck, 4-way hand truck entry. High strength to weight ratio, reduced deflection, accurate tolerances, cleanable and have superior static load capacity for racking, distribution, stacking and ASRS equipment.

Standard color: black.

Item #: OR-40x48TRN2

L x W x H: 40" x 48" x 6"

Weight: 37 lbs.

Nest Ratio: 2:1

Dynamic Load Capacity: 4,000 lbs.

Static Load Capacity: 30,000 lbs.



Twin Sheet Plastic Pallet with Nestable Solid Top

This twin-sheet thermoformed pallet is made of HDPE plastic and is resistant to UV rays and most chemicals. Pallets are easily sanitized. Ideal for transporting lightweight goods in a closed-loop or one-way distribution system. Safe for in-store displays. Patented Tri-Max™ design reduces fractures and increases deck stiffness and durability. Over leg design limits the impact zone of fork tines. Nine leg, fully nestable design. 3:1 Nest Ratio. Sanitary. Weather resistant. 4-way entry.

Item #: TR-DC1-4048NLT

L x W x H: 40" x 48" x 5.25"

Weight: 14.5 lbs.

Nest Ratio: 3:1

Fork Clearance: 3.75"

Capacity: 3,500 lbs.

Call for qty. pricing on 100+ units.



40x48 Export Structural Channel Pallet

A low cost lightweight pallet ideal for export and one-way shipments.

- Single deck structural channel
- Produced from recycled materials.
- 4-way fork truck entry, 4-way hand truck entry.
- Injection Molding: lightweight and cleanable
- Accurate tolerances
- Superior static load capacity
- Superior impact resistance with reduced deflection.
- Available with a continuous lip or discontinuous lip (shown)
- Grommet holes in legs.

Item #: OR-40x48CISCBKLDLS - continuous lip

OR-40x48CISCBKLPDLS - discontinuous lip

LxWxH: 48.2" x 40.2" x 5.5" • 48.2" x 40.2" x 6.5" w/cont. lip

Weight: 21.5 lbs.

Nest Ratio: 2.5:1

Dynamic Load Capacity: 2,300 lbs.

Static Load Capacity: 10,000 lbs.